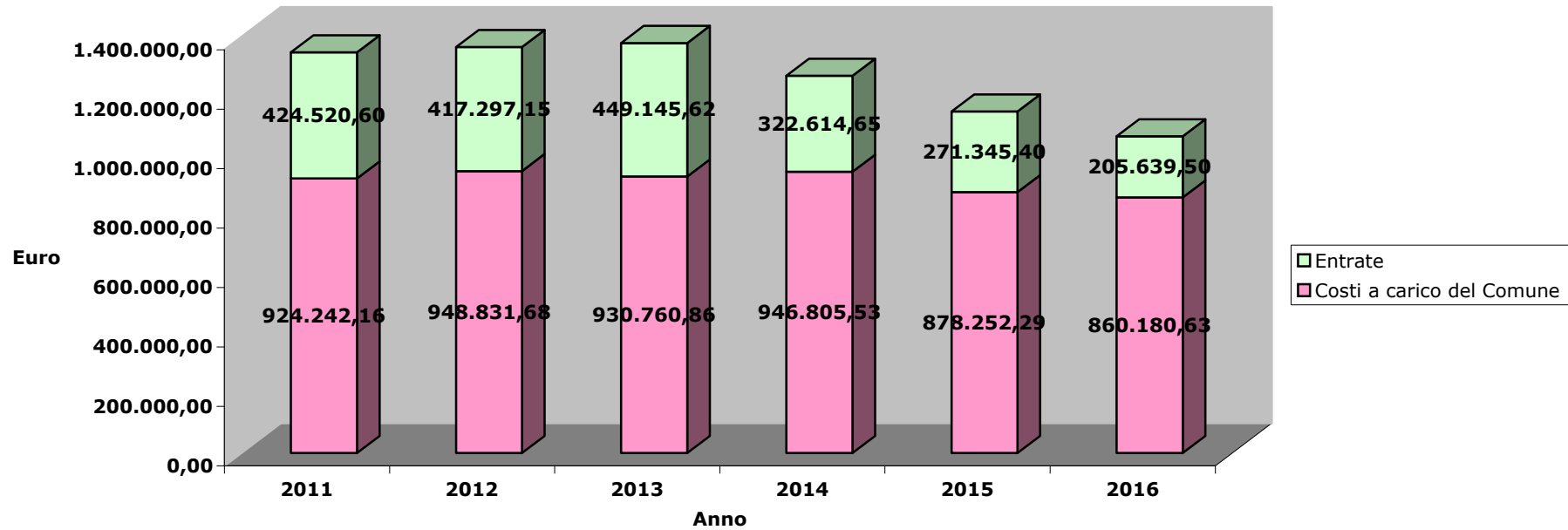
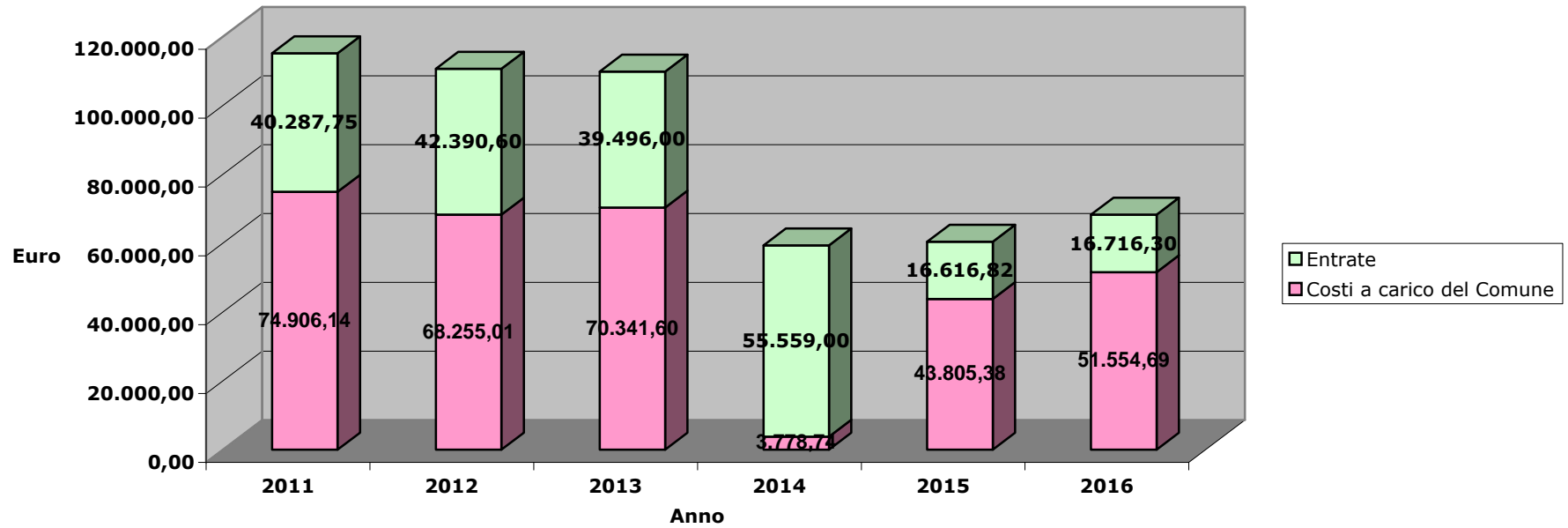


Asili Nido

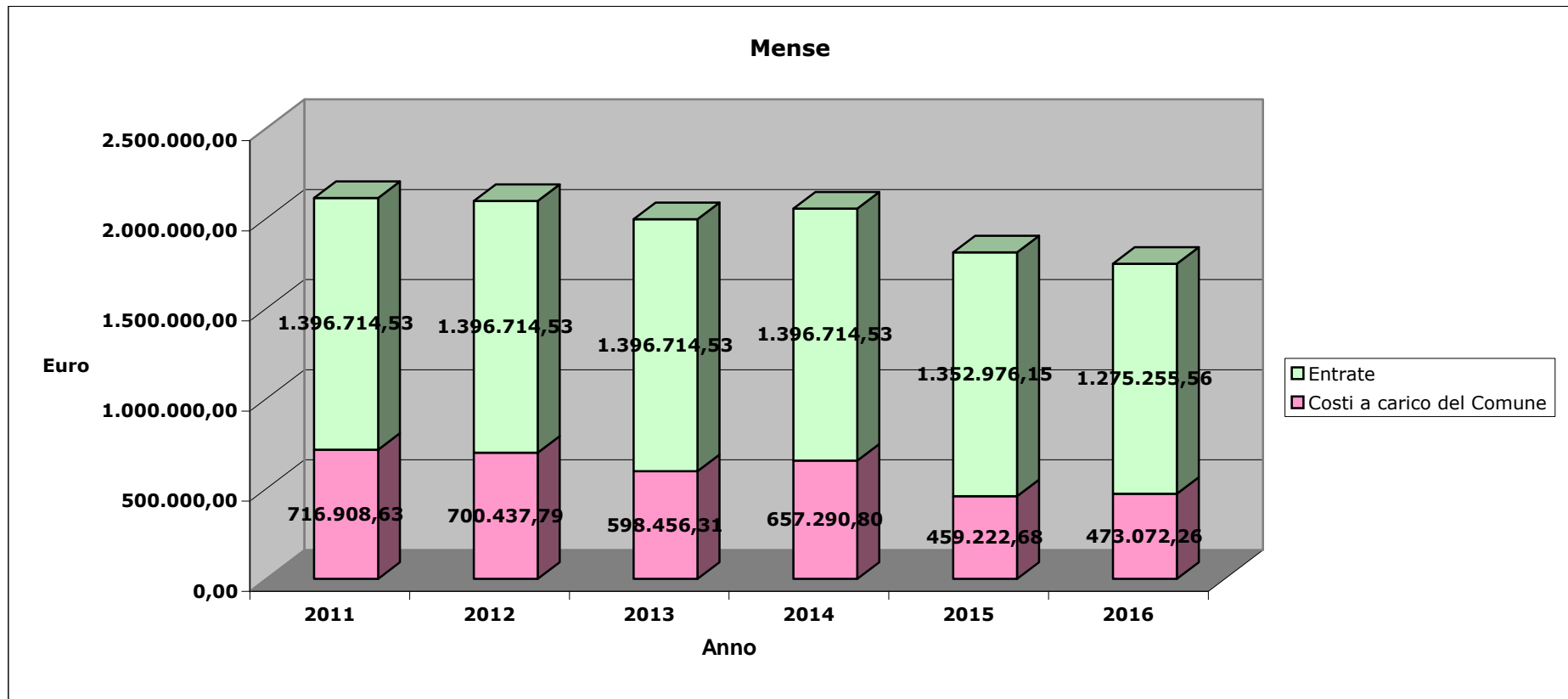


| Anno | 2011 | 2012 | 2013 | 2014 | 2015 | 2016 |
|----------------------------------|---------------------|---------------------|---------------------|---------------------|---------------------|---------------------|
| Costi Totali | 1.348.762,76 | 1.366.128,83 | 1.379.906,48 | 1.269.420,18 | 1.149.597,69 | 1.065.820,13 |
| Entrate | 424.520,60 | 417.297,15 | 449.145,62 | 322.614,65 | 271.345,40 | 205.639,50 |
| Costi a carico del Comune | 924.242,16 | 948.831,68 | 930.760,86 | 946.805,53 | 878.252,29 | 860.180,63 |
| % copertura | 31,47% | 30,55% | 32,55% | 25,41% | 23,60% | 19,29% |

Soggiorni estivi

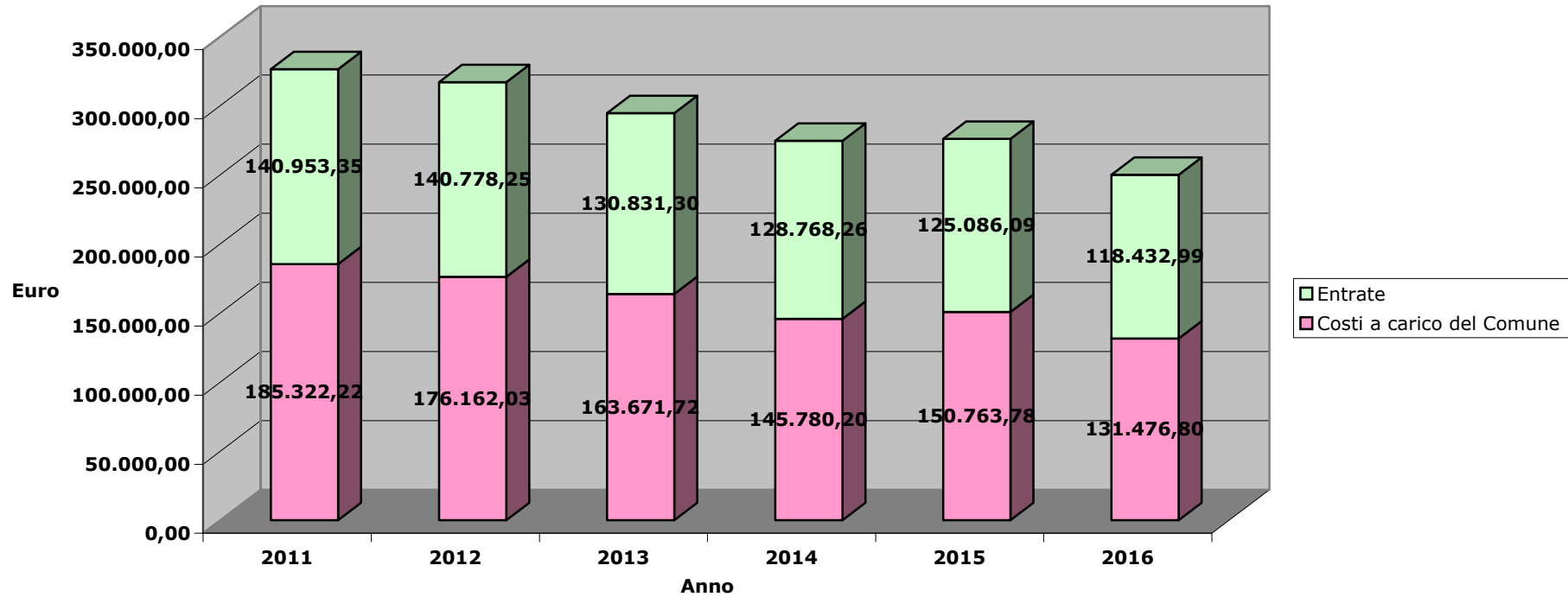


| Anno | 2011 | 2012 | 2013 | 2014 | 2015 | 2016 |
|---------------------------|------------|------------|------------|-----------|-----------|-----------|
| Costi Totali | 115.193,89 | 110.645,61 | 109.837,60 | 59.337,74 | 60.422,20 | 68.270,99 |
| Entrate | 40.287,75 | 42.390,60 | 39.496,00 | 55.559,00 | 16.616,82 | 16.716,30 |
| Costi a carico del Comune | 74.906,14 | 68.255,01 | 70.341,60 | 3.778,74 | 43.805,38 | 51.554,69 |
| % copertura | 34,97% | 38,31% | 35,96% | 93,63% | 27,50% | 24,49% |



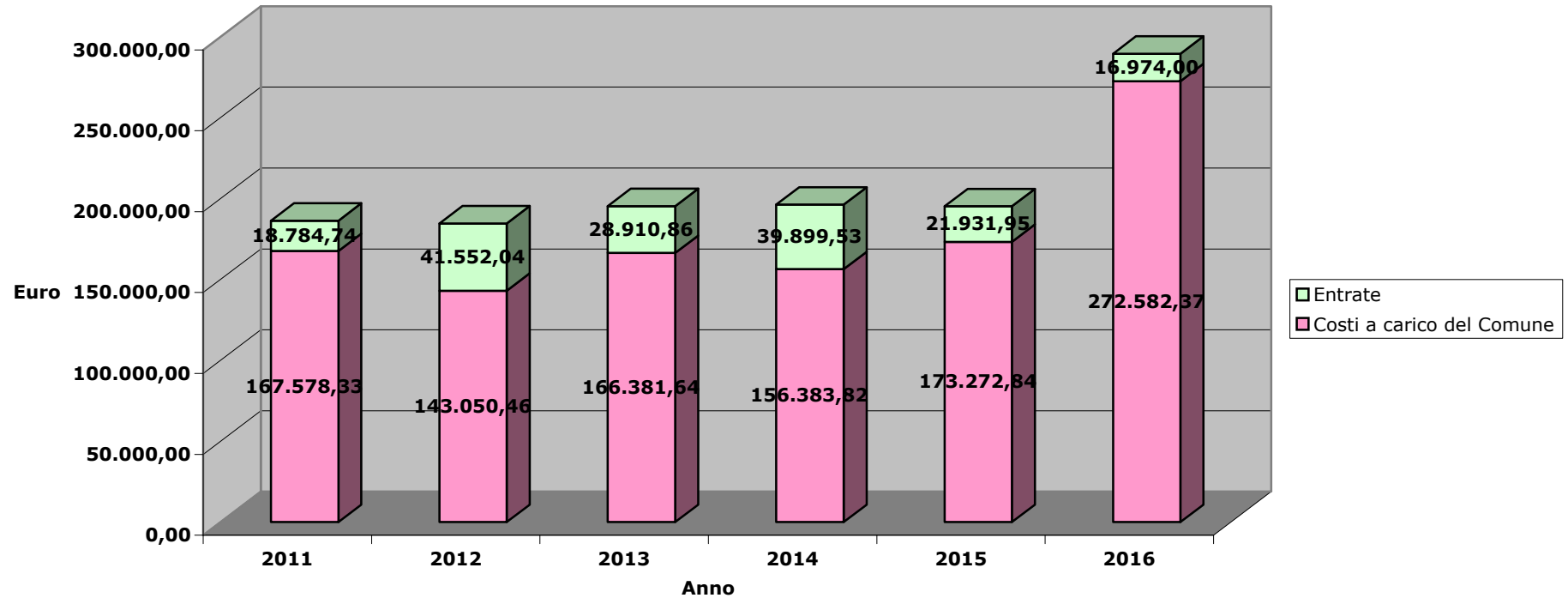
| Anno | 2011 | 2012 | 2013 | 2014 | 2015 | 2016 |
|----------------------------------|---------------------|---------------------|---------------------|---------------------|---------------------|---------------------|
| Costi Totali | 1.893.512,44 | 1.979.937,18 | 1.995.170,84 | 2.016.343,85 | 1.812.198,83 | 1.748.327,82 |
| Entrate | 1.396.714,53 | 1.396.714,53 | 1.396.714,53 | 1.396.714,53 | 1.352.976,15 | 1.275.255,56 |
| Costi a carico del Comune | 716.908,63 | 700.437,79 | 598.456,31 | 657.290,80 | 459.222,68 | 473.072,26 |
| % copertura | 62,14% | 64,62% | 70,00% | 67,40% | 74,66% | 72,94% |

Istituto Musicale Corelli



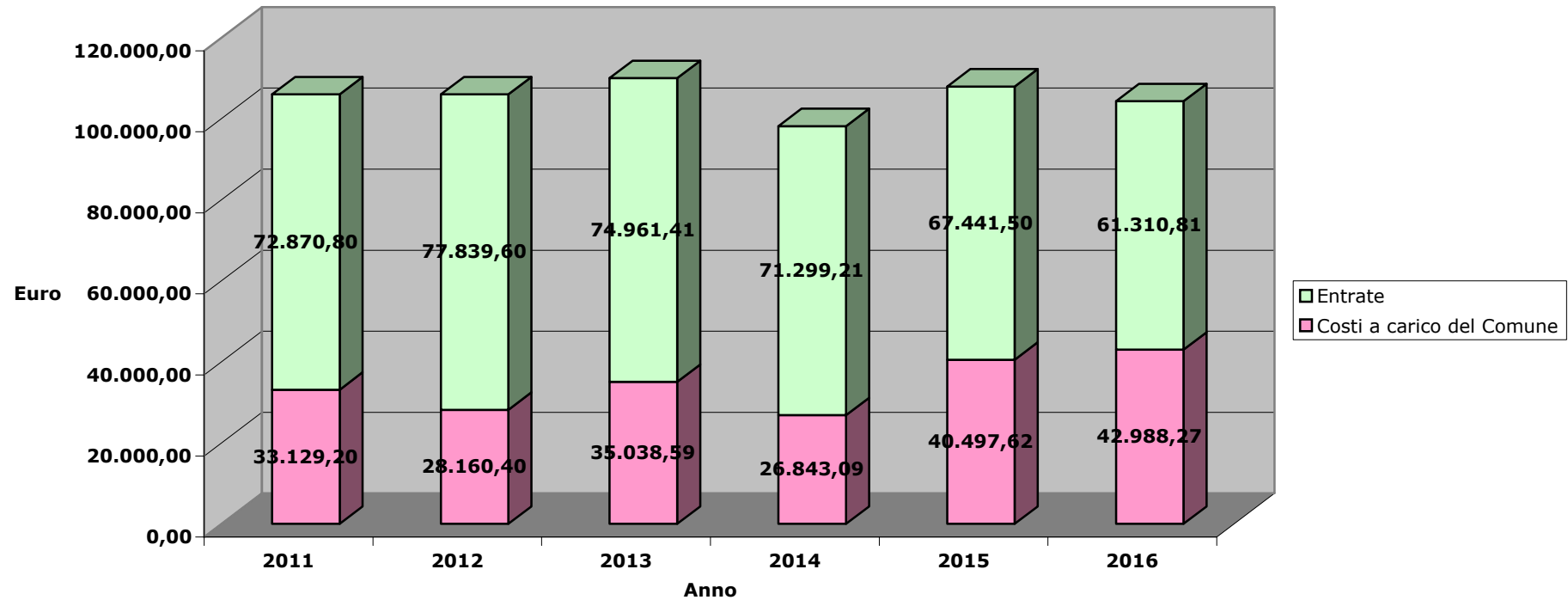
| Anno | 2011 | 2012 | 2013 | 2014 | 2015 | 2016 |
|----------------------------------|-------------------|-------------------|-------------------|-------------------|-------------------|-------------------|
| Costi Totali | 326.275,57 | 316.940,28 | 294.503,02 | 274.548,46 | 275.849,87 | 249.909,79 |
| Entrate | 140.953,35 | 140.778,25 | 130.831,30 | 128.768,26 | 125.086,09 | 118.432,99 |
| Costi a carico del Comune | 185.322,22 | 176.162,03 | 163.671,72 | 145.780,20 | 150.763,78 | 131.476,80 |
| % copertura | 43,20% | 44,42% | 44,42% | 46,90% | 45,35% | 47,39% |

Trasporto scolastico



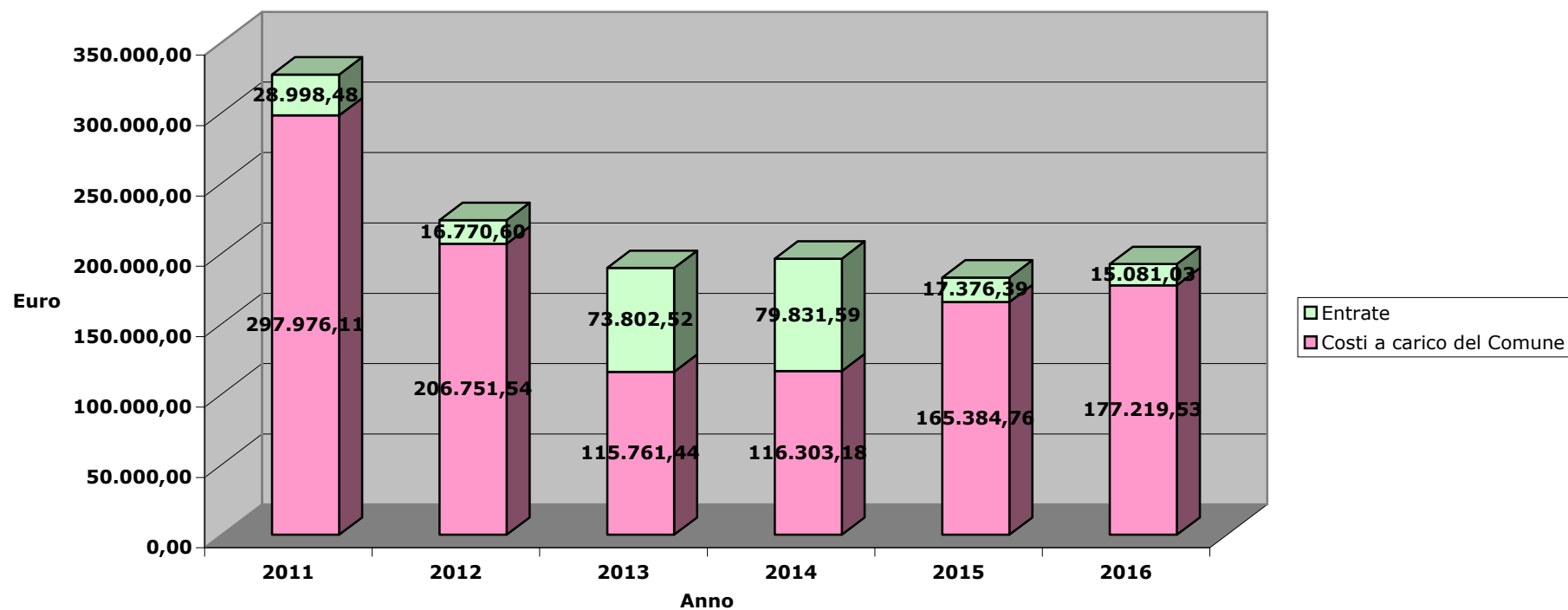
| Anno | 2011 | 2012 | 2013 | 2014 | 2015 | 2016 |
|----------------------------------|-------------------|-------------------|-------------------|-------------------|-------------------|-------------------|
| Costi Totali | 186.363,07 | 184.602,50 | 195.292,50 | 196.283,35 | 195.204,79 | 289.556,37 |
| Entrate | 18.784,74 | 41.552,04 | 28.910,86 | 39.899,53 | 21.931,95 | 16.974,00 |
| Costi a carico del Comune | 167.578,33 | 143.050,46 | 166.381,64 | 156.383,82 | 173.272,84 | 272.582,37 |
| % copertura | 10,08% | 22,51% | 14,80% | 20,33% | 11,24% | 5,86% |

Servizio pre e post scuola



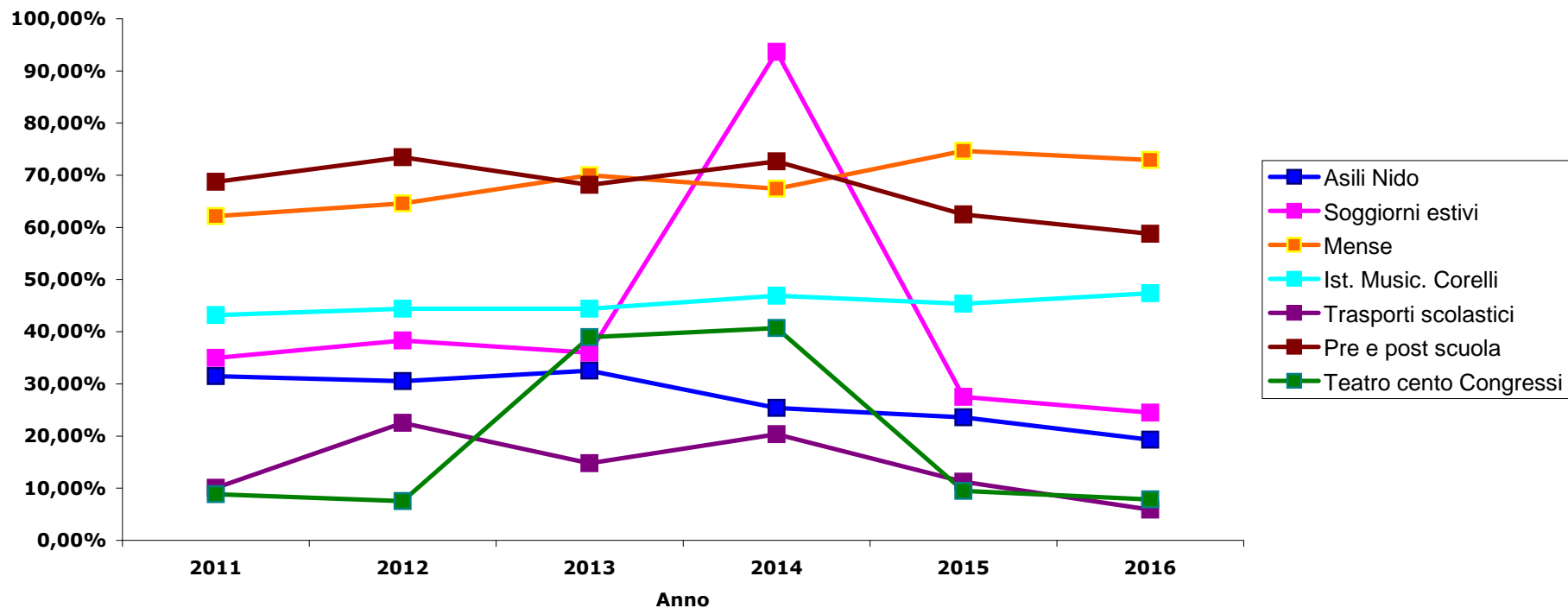
| Anno | 2011 | 2012 | 2013 | 2014 | 2015 | 2016 |
|----------------------------------|-------------------|-------------------|-------------------|------------------|-------------------|-------------------|
| Costi Totali | 106.000,00 | 106.000,00 | 110.000,00 | 98.142,30 | 107.939,12 | 104.299,08 |
| Entrate | 72.870,80 | 77.839,60 | 74.961,41 | 71.299,21 | 67.441,50 | 61.310,81 |
| Costi a carico del Comune | 33.129,20 | 28.160,40 | 35.038,59 | 26.843,09 | 40.497,62 | 42.988,27 |
| % copertura | 68,75% | 73,43% | 68,15% | 72,65% | 62,48% | 58,78% |

Teatro Centro congressi



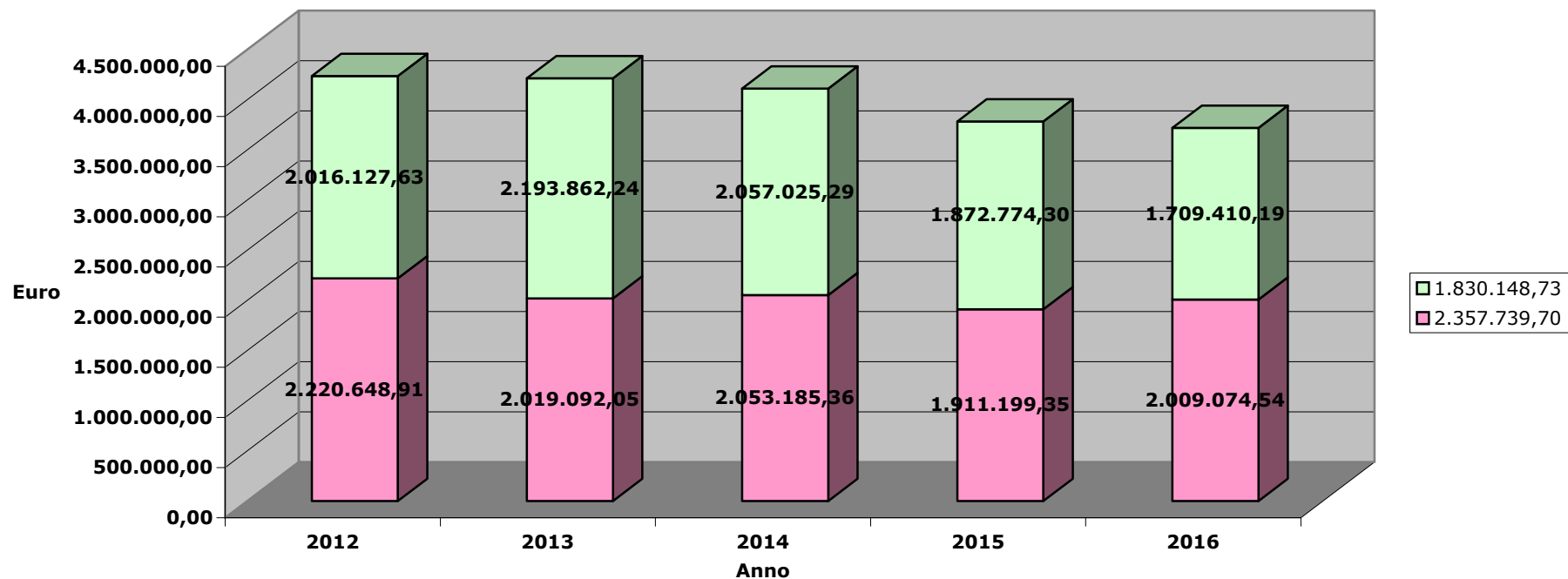
| Anno | 2011 | 2012 | 2013 | 2014 | 2015 | 2016 |
|----------------------------------|-------------------|-------------------|-------------------|-------------------|-------------------|-------------------|
| Costi Totali | 326.974,59 | 172.522,14 | 189.563,96 | 196.134,77 | 182.761,15 | 192.300,56 |
| Entrate | 28.998,48 | 16.770,60 | 73.802,52 | 79.831,59 | 17.376,39 | 15.081,03 |
| Costi a carico del Comune | 297.976,11 | 206.751,54 | 115.761,44 | 116.303,18 | 165.384,76 | 177.219,53 |
| % copertura | 8,87% | 7,50% | 38,93% | 40,70% | 9,51% | 7,84% |

Andamento % di copertura dei costi



| Anno | 2011 | 2012 | 2013 | 2014 | 2015 | 2016 |
|------------------------|--------|--------|--------|--------|--------|--------|
| Asili nido | 31,47% | 30,55% | 32,55% | 25,41% | 23,60% | 19,29% |
| Soggiorni estivi | 34,97% | 38,31% | 35,96% | 93,63% | 27,50% | 24,49% |
| Mense | 62,14% | 64,62% | 70,00% | 67,40% | 74,66% | 72,94% |
| Ist. Music. Corelli | 43,20% | 44,42% | 44,42% | 46,90% | 45,35% | 47,39% |
| Trasporti scolastici | 10,08% | 22,51% | 14,80% | 20,33% | 11,24% | 5,86% |
| Pre e post scuola | 68,75% | 73,43% | 68,15% | 72,65% | 62,48% | 58,78% |
| Teatro cento congressi | 8,87% | 7,50% | 38,93% | 40,70% | 9,51% | 7,84% |

Totale dei servizi contabilizzati



| Anno | 2011 | 2012 | 2013 | 2014 | 2015 | 2016 |
|----------------------------------|--------------|--------------|--------------|--------------|--------------|--------------|
| Costi Totali | 4.187.888,43 | 4.236.776,54 | 4.212.954,29 | 4.110.210,65 | 3.783.973,65 | 3.718.484,73 |
| Costi a carico del Comune | 2.357.739,70 | 2.220.648,91 | 2.019.092,05 | 2.053.185,36 | 1.911.199,35 | 2.009.074,54 |
| Entrate | 1.830.148,73 | 2.016.127,63 | 2.193.862,24 | 2.057.025,29 | 1.872.774,30 | 1.709.410,19 |
| % copertura | 43,70% | 47,59% | 52,07% | 50,05% | 49,49% | 45,47% |

Andamento % di copertura totale dei servizi contabilizzati

