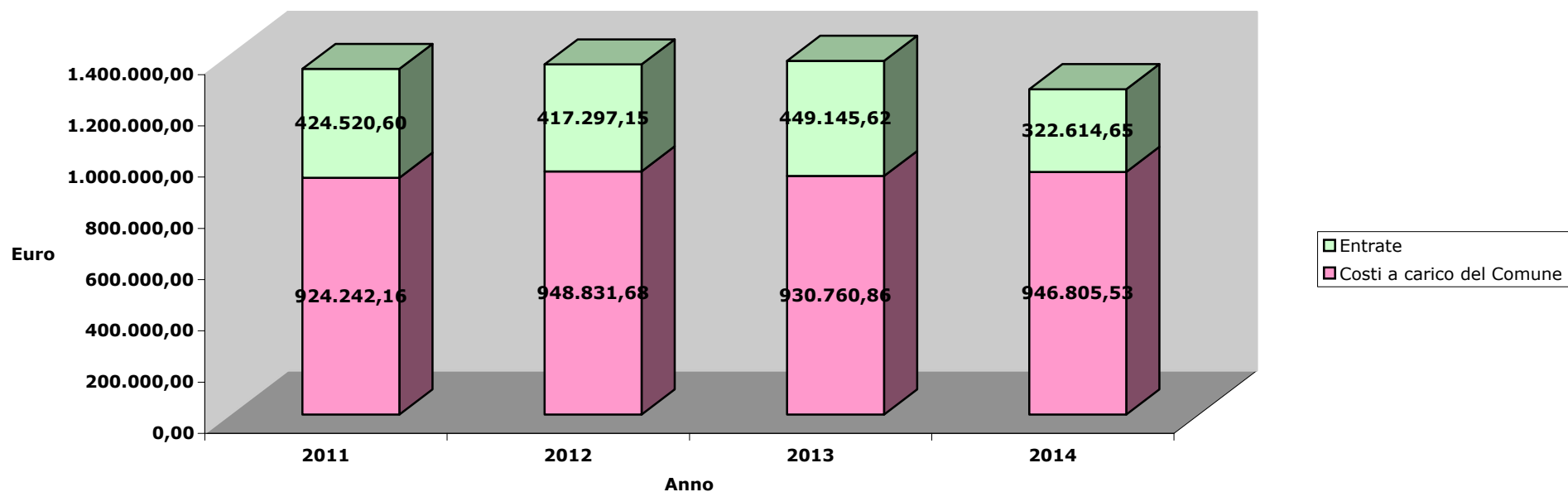
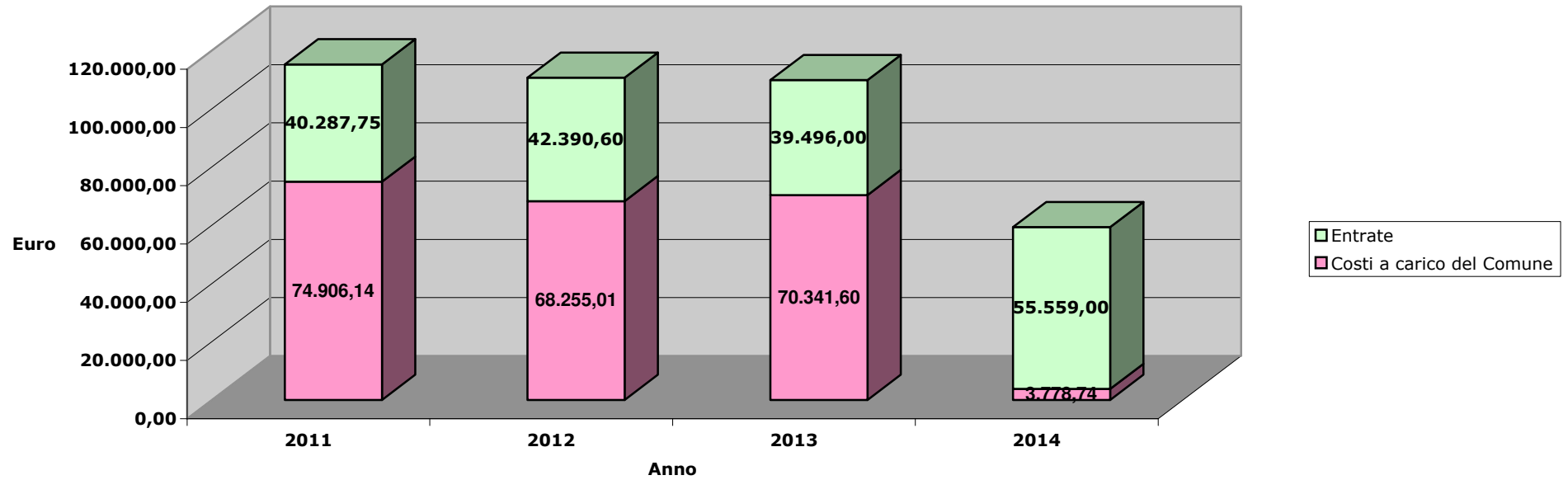


### Asili Nido



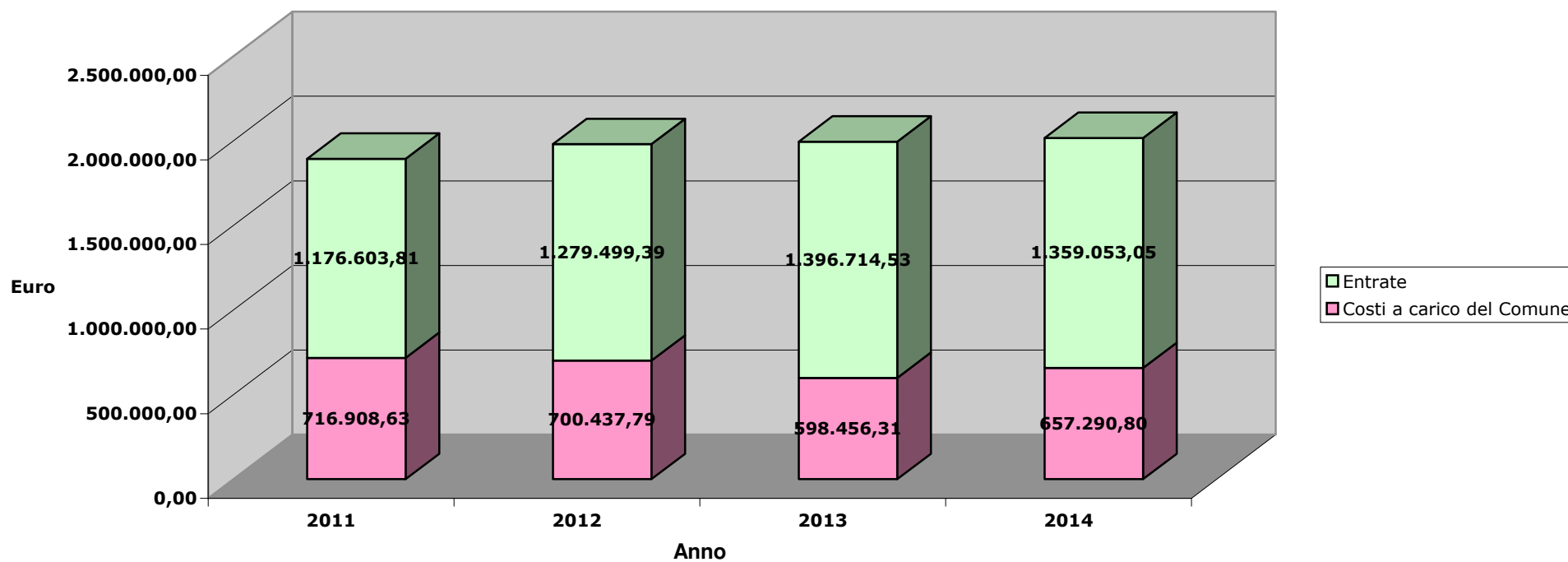
Anno	2011	2012	2013	2014
Costi Totali	1.348.762,76	1.366.128,83	1.379.906,48	1.269.420,18
Entrate	424.520,60	417.297,15	449.145,62	322.614,65
Costi a carico del Comune	924.242,16	948.831,68	930.760,86	946.805,53
% copertura	31,47%	30,55%	32,55%	25,41%

### Soggiorni estivi



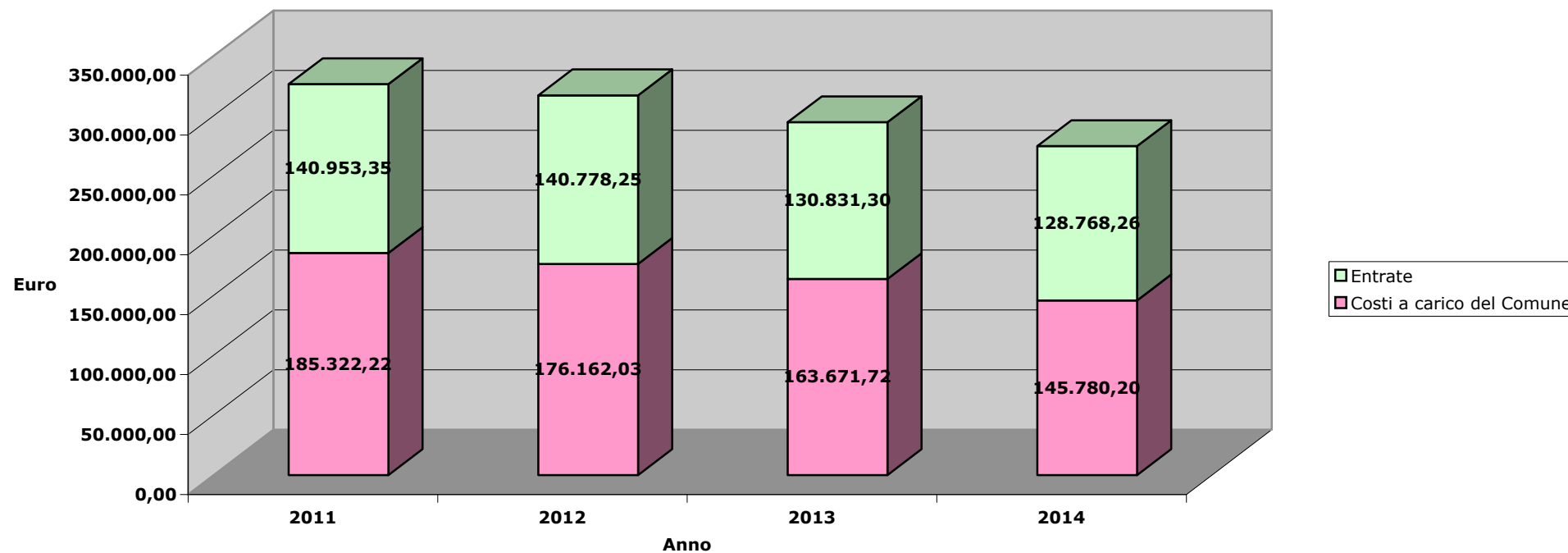
Anno	2011	2012	2013	2014
Costi Totali	115.193,89	110.645,61	109.837,60	59.337,74
Entrate	40.287,75	42.390,60	39.496,00	55.559,00
Costi a carico del Comune	74.906,14	68.255,01	70.341,60	3.778,74
% copertura	34,97%	38,31%	35,96%	93,63%

### Mense



Anno	2011	2012	2013	2014
<b>Costi Totali</b>	<b>1.893.512,44</b>	<b>1.979.937,18</b>	<b>1.995.170,84</b>	<b>2.016.343,85</b>
<b>Entrate</b>	<b>1.396.714,53</b>	<b>1.396.714,53</b>	<b>1.396.714,53</b>	<b>1.396.714,53</b>
<b>Costi a carico del Comune</b>	<b>716.908,63</b>	<b>700.437,79</b>	<b>598.456,31</b>	<b>657.290,80</b>
<b>% copertura</b>	<b>62,14%</b>	<b>64,62%</b>	<b>70,00%</b>	<b>67,40%</b>

### Istituto Musicale Corelli



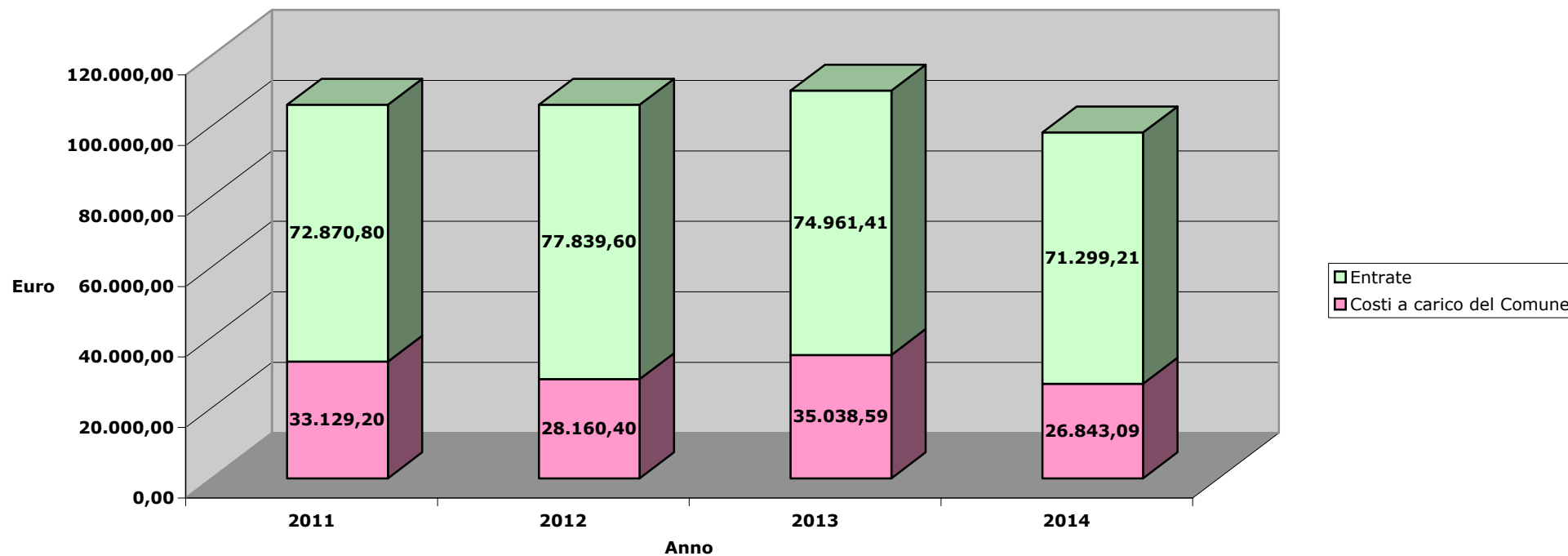
Anno	2011	2012	2013	2014
<b>Costi Totali</b>	<b>326.275,57</b>	<b>316.940,28</b>	<b>294.503,02</b>	<b>274.548,46</b>
<b>Entrate</b>	<b>140.953,35</b>	<b>140.778,25</b>	<b>130.831,30</b>	<b>128.768,26</b>
<b>Costi a carico del Comune</b>	<b>185.322,22</b>	<b>176.162,03</b>	<b>163.671,72</b>	<b>145.780,20</b>
<b>% copertura</b>	<b>43,20%</b>	<b>44,42%</b>	<b>44,42%</b>	<b>46,90%</b>

### Trasporto scolastico



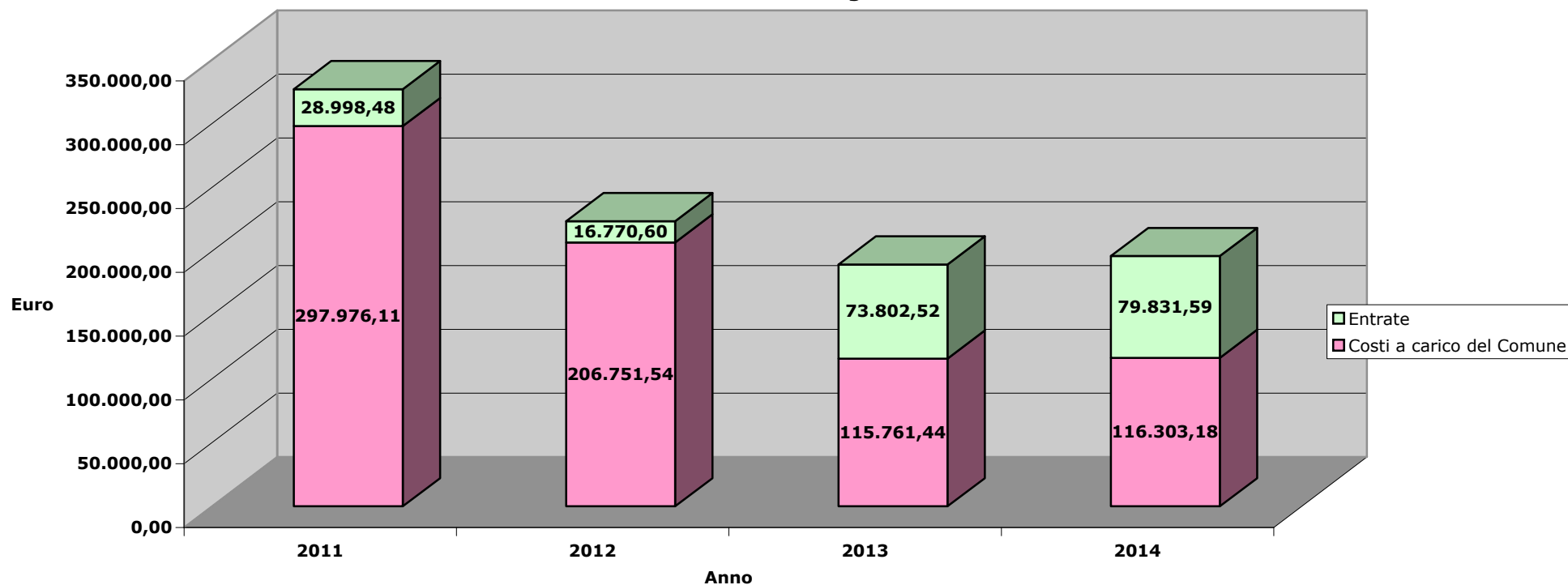
Anno	2011	2012	2013	2014
Costi Totali	186.363,07	184.602,50	195.292,50	196.283,35
Entrate	18.784,74	41.552,04	28.910,86	39.899,53
Costi a carico del Comune	167.578,33	143.050,46	166.381,64	156.383,82
% copertura	10,08%	22,51%	14,80%	20,33%

### Servizio pre e post scuola



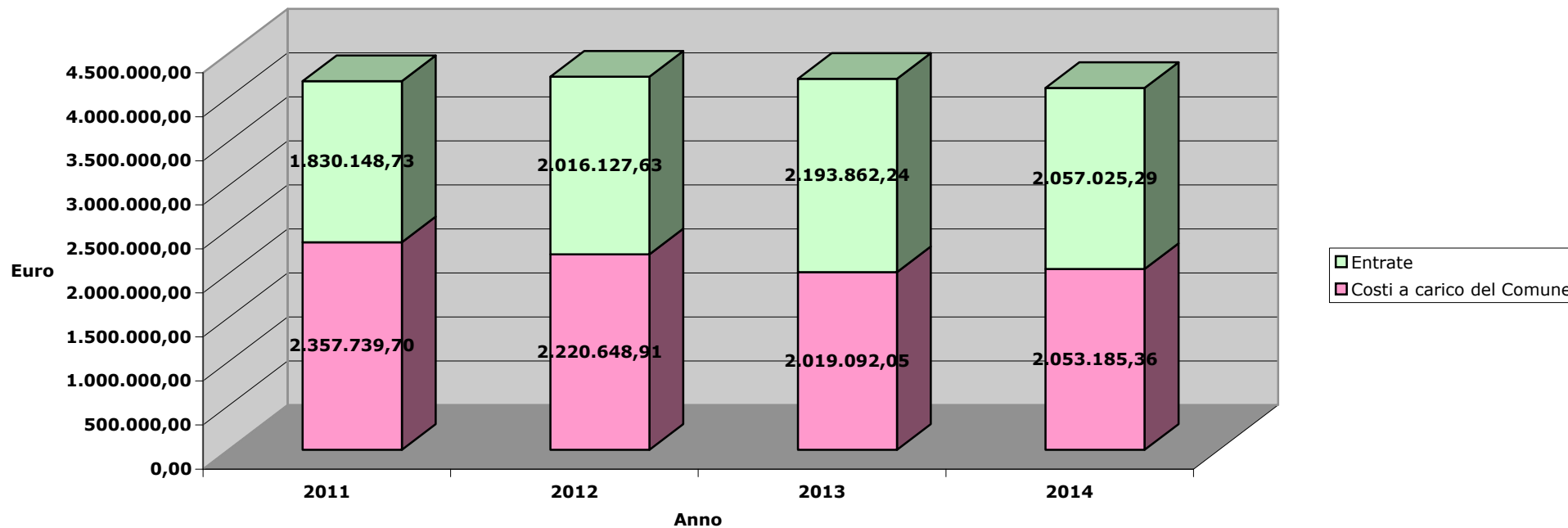
Anno	2011	2012	2013	2014
<b>Costi Totali</b>	<b>106.000,00</b>	<b>106.000,00</b>	<b>110.000,00</b>	<b>98.142,30</b>
<b>Entrate</b>	<b>72.870,80</b>	<b>77.839,60</b>	<b>74.961,41</b>	<b>71.299,21</b>
<b>Costi a carico del Comune</b>	<b>33.129,20</b>	<b>28.160,40</b>	<b>35.038,59</b>	<b>26.843,09</b>
<b>% copertura</b>	<b>68,75%</b>	<b>73,43%</b>	<b>68,15%</b>	<b>72,65%</b>

### Teatro Centro congressi



Anno	2011	2012	2013	2014
Costi Totali	326.974,59	172.522,14	189.563,96	196.134,77
Entrate	28.998,48	16.770,60	73.802,52	79.831,59
Costi a carico del Comune	297.976,11	206.751,54	115.761,44	116.303,18
% copertura	8,87%	7,50%	38,93%	40,70%

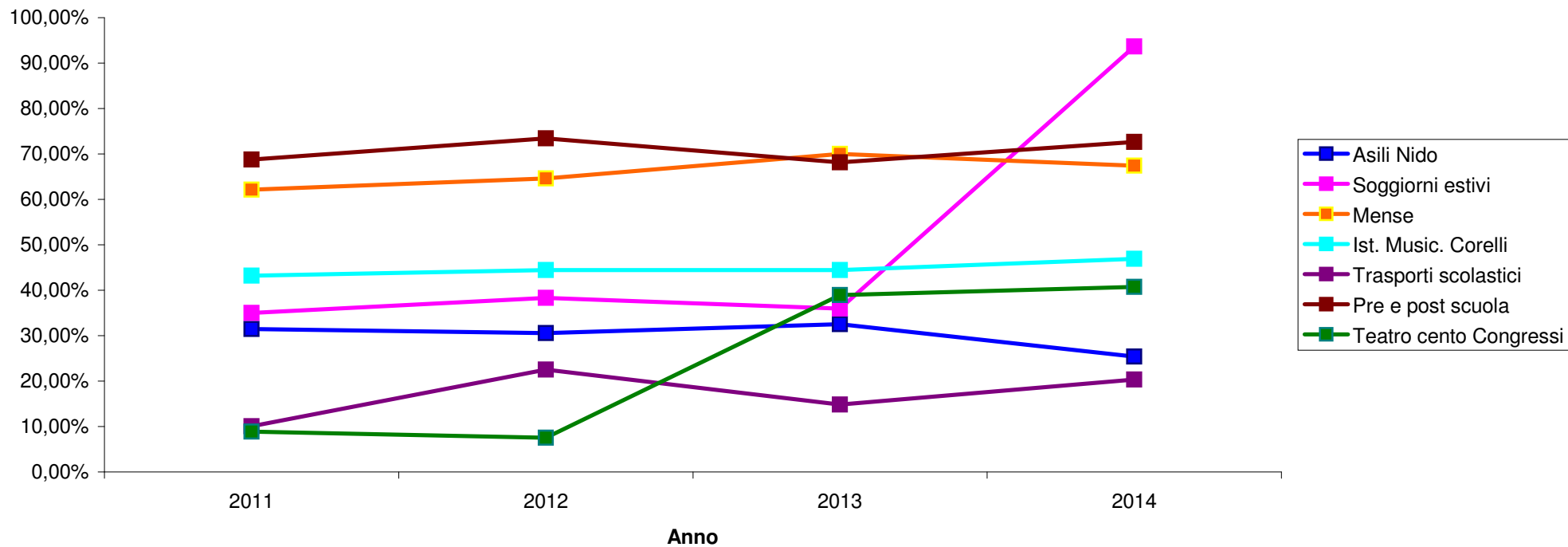
### Totale dei servizi contabilizzati



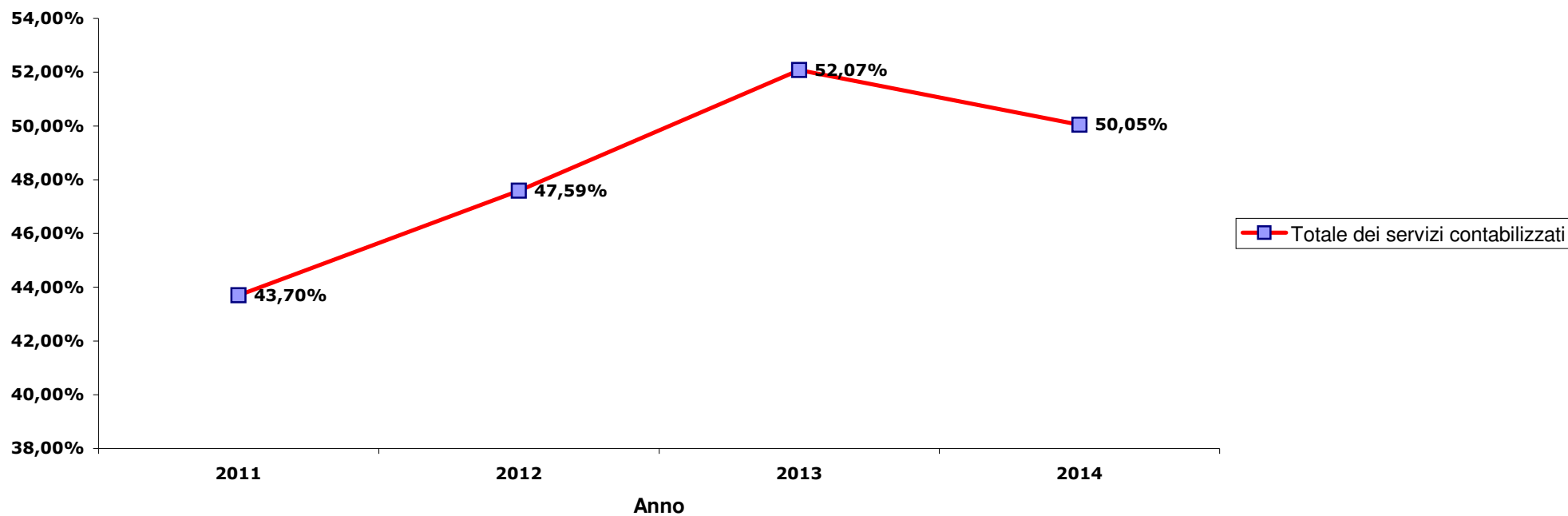
Anno	2011	2012	2013	2014
<b>Costi Totali</b>	<b>4.187.888,43</b>	<b>4.236.776,54</b>	<b>4.212.954,29</b>	<b>4.110.210,65</b>
<b>Costi a carico del Comune</b>	<b>2.357.739,70</b>	<b>2.220.648,91</b>	<b>2.019.092,05</b>	<b>2.053.185,36</b>
<b>Entrate</b>	<b>1.830.148,73</b>	<b>2.016.127,63</b>	<b>2.193.862,24</b>	<b>2.057.025,29</b>
<b>% copertura</b>	<b>43,70%</b>	<b>47,59%</b>	<b>52,07%</b>	<b>50,05%</b>



Andamento % di copertura dei costi



**Andamento % di copertura dei costi totale dei servizi contabilizzati**



Anno	2011	2012	2013	2014
Asili nido	31,47%	30,55%	32,55%	25,41%
Soggiorni estivi	34,97%	38,31%	35,96%	93,63%
Mense	62,14%	64,62%	70,00%	67,40%
Ist. Music. Corelli	43,20%	44,42%	44,42%	46,90%
Trasporti scolastici	10,08%	22,51%	14,80%	20,33%
Pre e post scuola	68,75%	73,43%	68,15%	72,65%
Teatro centro congressi	8,87%	7,50%	38,93%	40,70%
<b>Totale</b>	<b>43,70%</b>	<b>47,59%</b>	<b>52,07%</b>	<b>50,05%</b>